
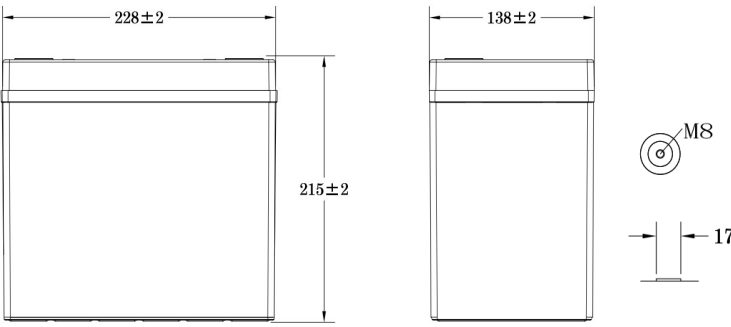



# DIGITAL SCREEN INTELLIGENT STORAGE LITHIUM BATTERY

**MODEL: PN MS50-12(L)**

**NO:**

Container Color		Plane Chart:	
	PANTONE		
	3516C		
	Black C		
	Terminal type	LC5	
	50 A	BMS	
20241023		Time	
			
Function	(YES) Digital Display	(NO) Bluetooth	Product Size: 228*138*215mm

**Parameter Chart:**

Rated Voltage	12.8	V
Rated Capacity(25°C)	50	Ah
Series & Parallels	4 ~ 1	S/P
Voltage Range	9.2 ~ 14.6	V
Rated Energy	640	Wh
Maximum Discharge Current	50	A
Maximum Charge Current	50	A
Discharge cut-off voltage	≥ 9.2	V
Charge voltage	14.6	V
Cycle life(@25°C ,100%DOD )	≥ 3000	Cycle
Float Voltage	13.6 ~ 13.8	V
Operating humidity	60 ± 25%	R.H.
Certified	CE/UN38.3	
Communication	/	
Total Weight	Approx. 5.95 ± 0.10	Kg
Operating temperature	Charging 0 ~ 45°C Discharging -20 ~ 55°C	

**Long-term Storage**

After the battery is charged, it should be used as soon as possible to avoid loss of usable capacity due to self-discharge.  
 If storage is required, the battery needs to be stored in a low SOC state. The recommended storage conditions are: 20%~40%SOC, 0°C~35°C, relative humidity ≤60%.

**Constant Current Discharge Characteristics (A, 25°C)**

Time(h)	1.00	2.00	4.00	5.00	8.00	10.00	15.00	20.00
Current (A)	50.00	25.00	12.50	10.00	6.25	5.00	3.33	2.50

**Constant Power Discharge Characteristics (Watt, 25°C)**

Time(h)	1.00	2.00	4.00	5.00	8.00	10.00	15.00	20.00
Watt (W)	640.00	320.00	160.00	128.00	80.00	64.00	42.67	32.00

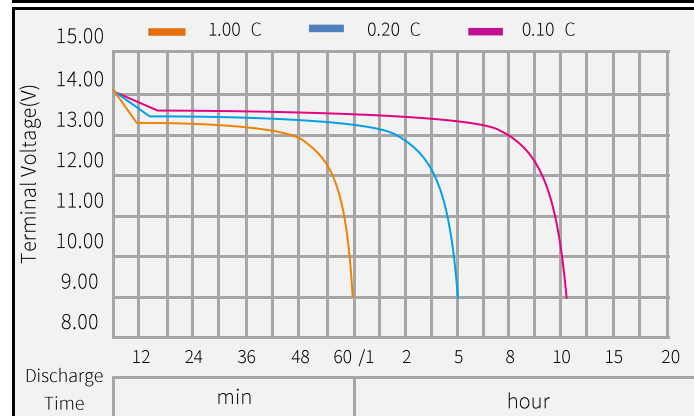
**Capacity Factors With Different Temperature**

Discharge	-20	-10	0	10	20	25	30	40	50	55	60
	≥55	≥70	≥90	≥95	≥100	≥100	≥100	≥98	≥97	≥95	≥93

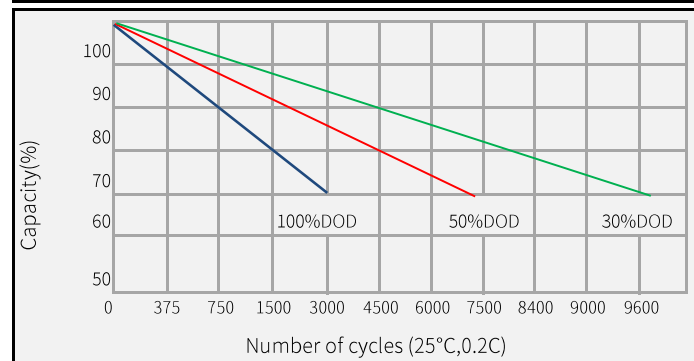
**Matters needing attention**

- ★ The above parameters are for reference only. The accurate parameters shall be based on the actual production order.
- ★ During usage, it is strictly prohibited to reverse the positive and negative terminals of the battery.
- ★ Please use a special charger for lithium-ion batteries when charging.
- ★ If series or parallel connection is required, please consult the agent or manufacturer.

**Discharge Current 25°C**



**Cycle service life in relation to the depth of discharge**



**Charge and Discharge at 25°C, 0.2C**

